

CONTENTS

1 PFU-3


2 PFU-4

3 PFU-5

4 PFU-7

Note:

All the information related to transport, handling, installation and operation of PFU Transformer Substations can be found in Ormazabal's General Instructions document IG-032.

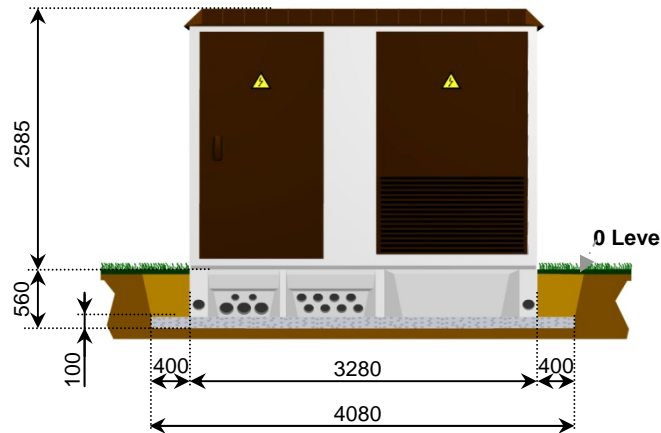
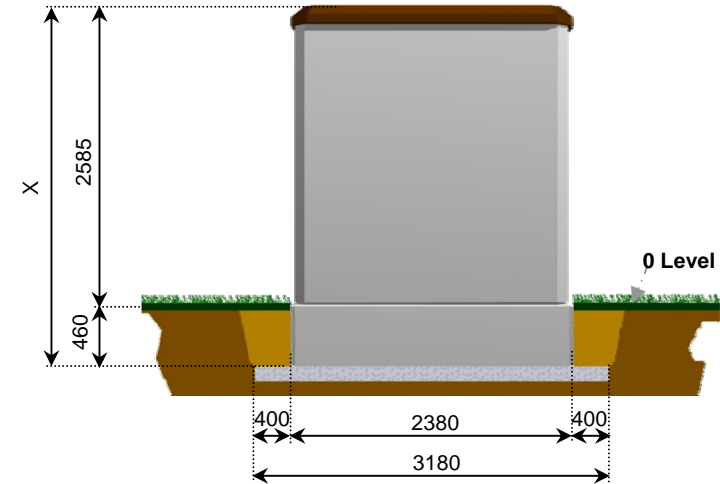


Preparing the ground for
the installation of
PFU

Remarks

1. The type of TS support varies according to bearing capacity of the ground.
 - 1.1. **Grounds with a hardness greater than 1 kg/cm².** Lay down a 100 mm layer of sand extended over the ground and compact it properly.
 - 1.2. **Grounds with a hardness lower than 1 kg/cm².** The base of the pit must be covered with a layer of reinforced concrete of at least 100 mm thick, on which a 30 to 50 mm thick layer of sand must be laid, using a level board.

Four ends of the reinforcing mesh must be left exposed for connection to the earthing collector.
2. If installed on sloping ground, with a high water table, flooding hazard or where there are electrical cables, consult Ormazabal's Technical - Commercial department.



Model	X
Standard	3045
Raised	3240

Dimensions in mm

Weight*: 10545 kg Minimum excavation volume: 7.5 m³

(*)Weight of the empty building with standard cover and ventilation for 1000 kVA.º

Remarks

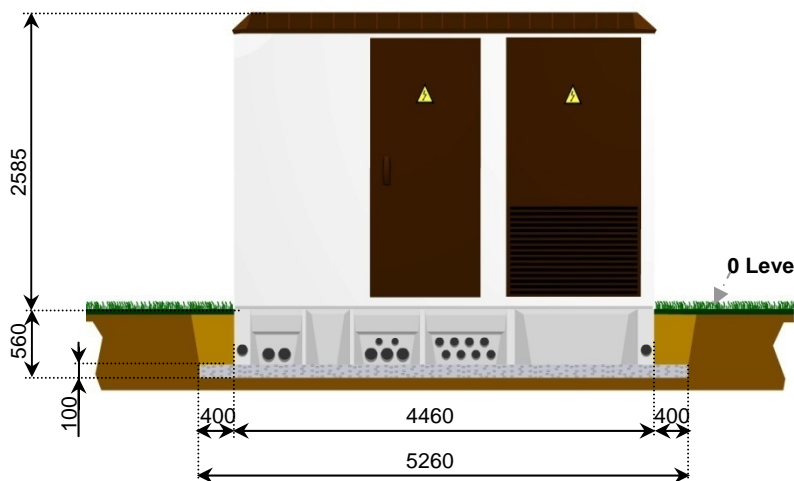
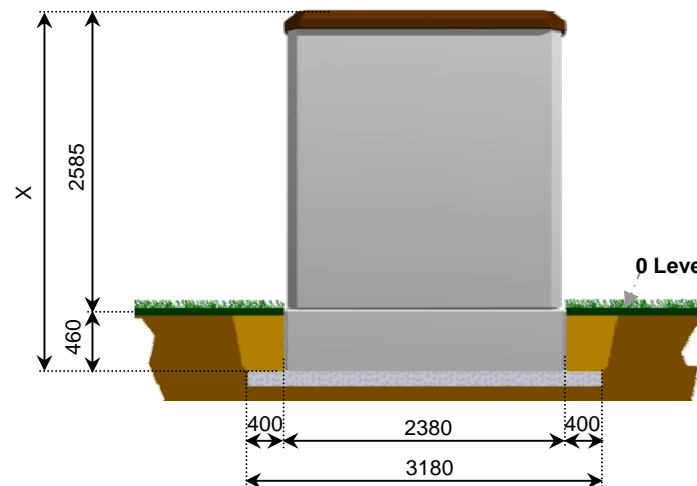
1. The type of TS support varies according to bearing capacity of the ground.

1.1. **Ground with a hardness greater than 1 kg/cm².** Lay down a 100 mm layer of sand extended over the ground and compact it properly.

1.2. **Ground with a hardness less than 1 kg/cm².** The base of the pit must be covered with a layer of reinforced concrete of at least 100 mm thick, on which a 30 to 50 mm thick layer of sand must be laid, using a level board.

Four ends of the reinforcing mesh must be left exposed for connection to the earthing collector.

2. If installed on sloping ground, with a high water table, flooding hazard or where there are electrical cables, consult Ormazabal's Technical - Commercial department.



Model	X
Standard	3045
Raised	3240

Dimensions in mm

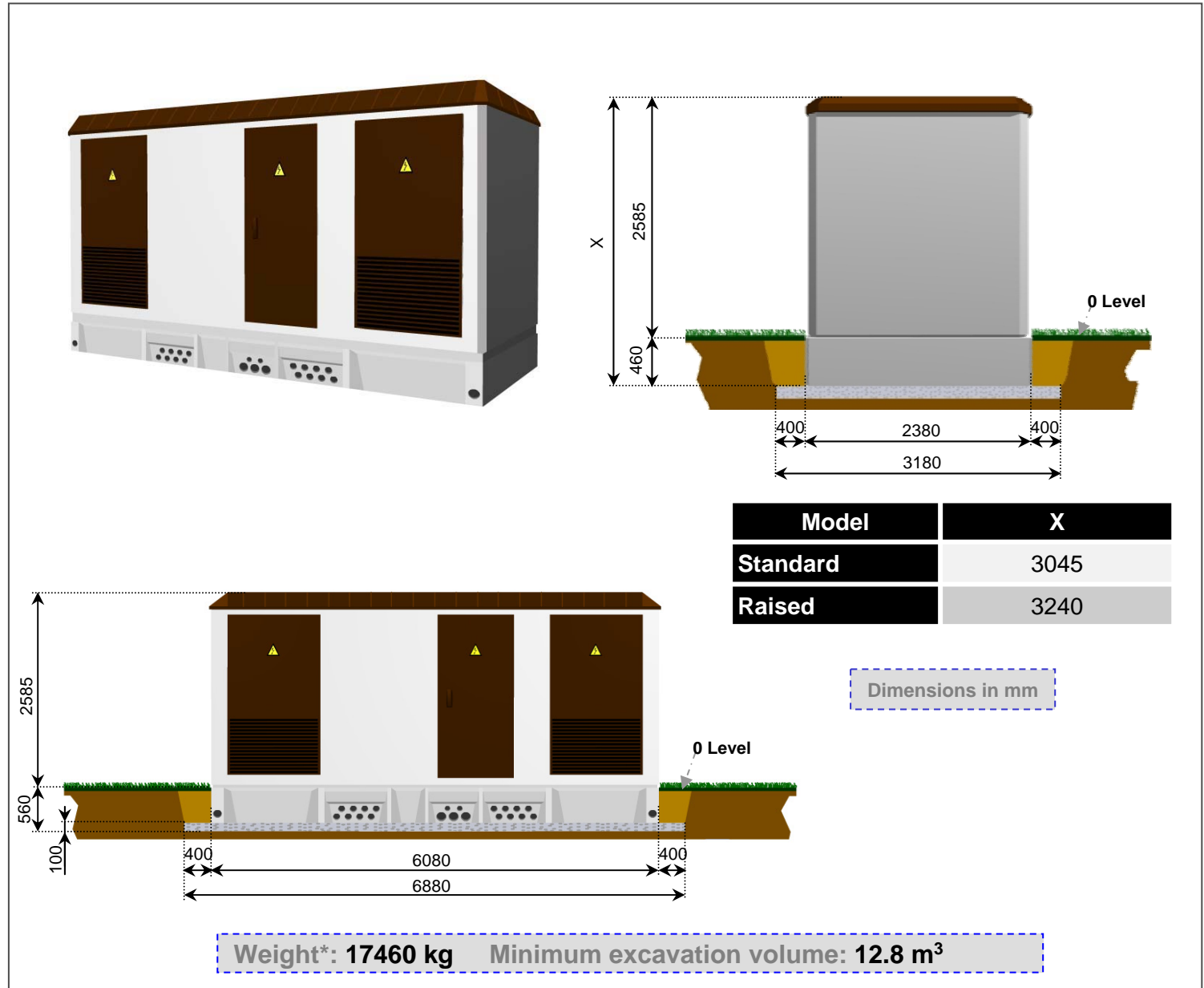
Weight*: 13465 kg Minimum excavation volume: 9.8 m³

(*)Weight of the empty building with standard cover and ventilation for 1000 kVA.

Remarks

1. The type of TS support varies according to bearing capacity of the ground.
 - 1.1. **Ground with a hardness greater than 1 kg/cm².** Lay down a 100 mm layer of sand extended over the ground and compact it properly.
 - 1.2. **Ground with a hardness less than 1 kg/cm².** The base of the pit must be covered with a layer of reinforced concrete of at least 100 mm thick, on which a 30 to 50 mm thick layer of sand must be laid, using a level board.

Four ends of the reinforcing mesh must be left exposed for connection to the earthing collector.
2. If installed on sloping ground, with a high water table, flooding hazard or where there are electrical cables, consult Ormazabal's Technical - Commercial department.



(*)Weight of the empty building with standard cover and ventilation for 1000 kVA.

Remarks

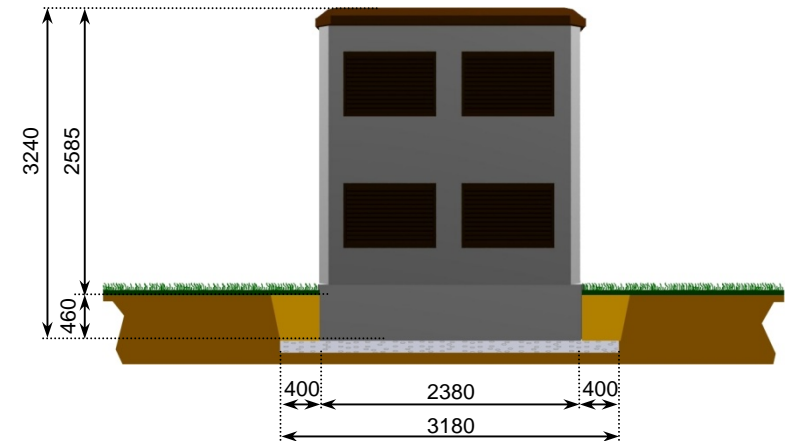

1. The type of TS support varies according to bearing capacity of the ground.

1.1. **Ground with a hardness greater than 1 kg/cm².** Lay down a 100 mm layer of sand extended over the ground and compact it properly.

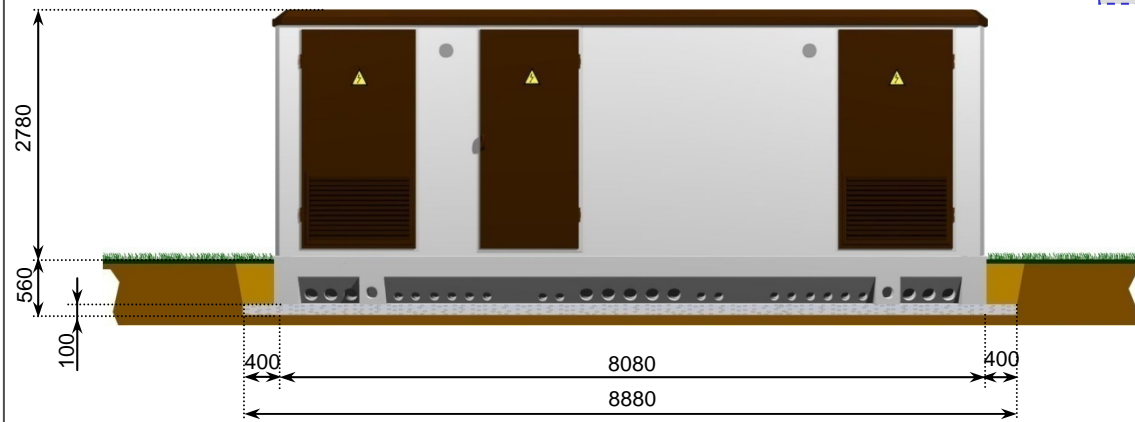
1.2. **Ground with a hardness less than 1 kg/cm².** The base of the pit must be covered with a layer of reinforced concrete of at least 100 mm thick, on which a 30 to 50 mm thick layer of sand must be laid, using a level board.

Four ends of the reinforcing mesh must be left exposed for connection to the earthing collector.

2. If installed on sloping ground, with a high water table, flooding hazard or where there are electrical cables, consult Ormazabal's Technical - Commercial department.



Dimensions in mm



Weight*: 29090 kg Minimum excavation volume: 19 m³

(*Weight of the empty building with standard cover and ventilation for 1000 kVA.